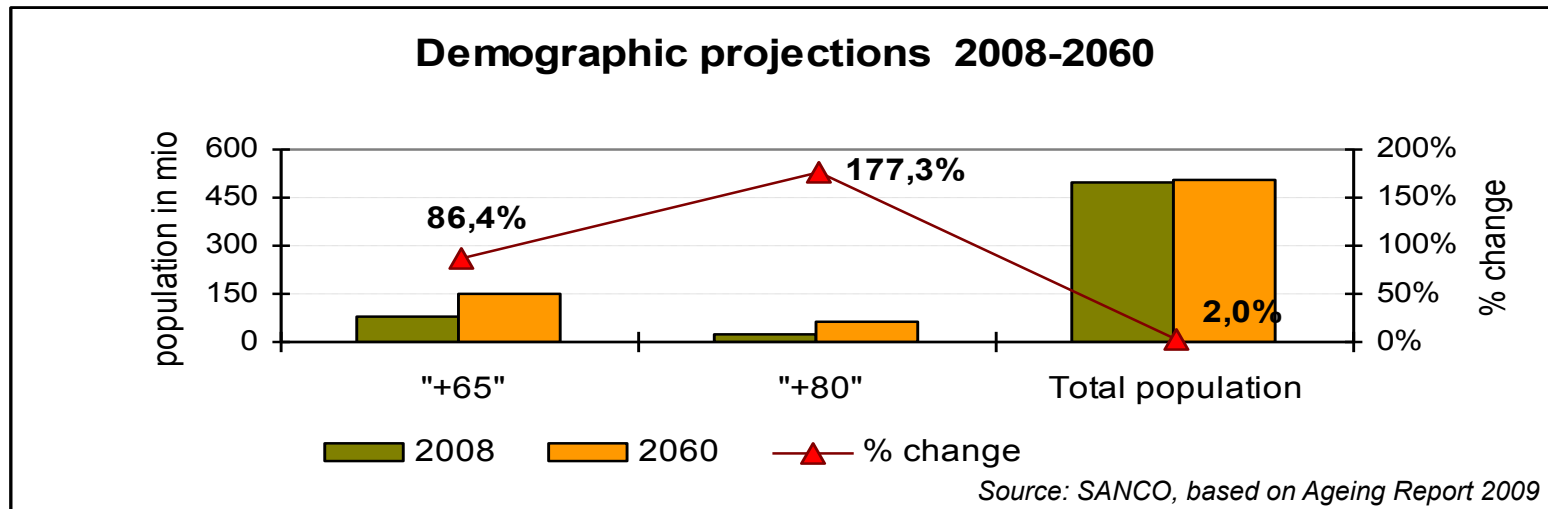


Rationale for EIP on Active and Healthy Ageing

Demographic and macroeconomic implications- ageing society



Budget constraints & unsustainable care systems in the EU 27

- Total health spending - EU average of **9.6% of GDP in 2008**
- Total **aged-related spending** is projected to **↑** by **4.75% points of GDP by 2060**
- Shrinking workforce in the care sector and insufficient number of health specialists

Innovation and health

- Great potential and promise of **health** in **innovation capacity**, but... a number of **bottlenecks and barriers**, on demand and supply side




EIP on AHA – a novel concept

- Announced in **Europe 2020** flagship initiative **on Innovation Union**
 - => contributing to **smart growth** based on knowledge and innovation
 - => tackling **societal challenges**, e.g. ageing and health
 - => enhancing **Europe's competitiveness** and fostering **economic growth**
 - => addressing the **weaknesses** and removing **obstacles** in the **European innovation system**
- Is **not a new instrument**, but aims to provide a **coordinated framework** for definition and monitoring of actions
- Seeking to **optimise and streamline the use of existing tools**, under a single, coherent and integrated framework
- Bringing together actors at all levels and sectors to **mobilise available resources and expertise**
- Defining a **common vision** in achieving common objectives and goals
- Speeding up **the innovation process** from research to market – by removing bottlenecks and barriers and leveraging the demand-supply
- **Scaling up and multiply** successful innovation at EU level

Added value of the EIP

FACILITATING SCALING UP & MULTIPLYING



IMPROVING FRAMEWORK CONDITIONS

Objectives and headline target

Headline target by 2020

- **Increasing** the number of **healthy life years (HLYs) by 2** in the EU on average

A triple win for Europe

- Enabling EU citizens to **lead healthy, active and independent lives until old age**
- Improving the sustainability and efficiency of **social and health care systems**
- Developing and deploying **innovative solutions**, thus fostering **competitiveness** and market growth



Indicative

AREAS for ACTION

Indicative action area 1

Innovation in support of PEOPLE'S HEALTH AND WELL-BEING

Main objectives

- ageing-related chronic diseases such as Alzheimer's, diabetes, cancer, Parkinson's

Examples of bottlenecks & barriers

- little response to demand pull for innovation
- scattered research and studies in MS
- insufficient exchange of best practices and guidelines
- delays in authorisation procedures
- under-representation of older people in clinical trials

Potential intervention fields

- prevention
- early diagnosis and screening
- Treatment; medicines (inc. personalised medicine)
- clinical trials
- own health management and monitoring (tele-care, tele-monitoring)

Indicative action area 2

Innovation in support of **COLLABORATIVE AND INTEGRATED CARE SYSTEMS AND SERVICES FOR OLDER PEOPLE**

Main objectives

- more integrated approach to care delivery
- improved cost-efficiency and sustainability of health systems

Examples of bottlenecks & barriers

- mismatch of supply and demand
- care structure rigidity to adapt to changing conditions
- slow innovation of existing business models
- incomplete skill-set of care providers

Potential intervention fields

- continuum of care
- home- & self-care, long-term care
- large scale tailoring and deployment of proved pilots (e.g. e-Health, ICT)
- trainings & capacity building for health & care workforce
- social innovation
- EU wide cooperation on HTA

Indicative action area 3

Innovation in PRODUCTS AND SERVICES FOR ACTIVE & INDEPENDENT AGEING

Main objectives

- more independent and active life of older people
- business opportunities for enterprises

Examples of bottlenecks & barriers

- lack or ineffective interoperability
- lack of standards
- fragmentation - different legal, reimbursement and certification schemes
- weak links between demand and supply

Potential intervention fields

- global standards for better interoperability of innovative solutions for older people,
- more efficient and innovative use of public procurement schemes (inc. pre-commercial procurement)
- greater involvement of users from the outset of the innovation process



GOVERNANCE OF FINANCIAL INSTRUMENTS FOR RESEARCH AND INNOVATION IN THE AREA OF ACTIVE AND HEALTHY AGEING

SUPPLY SIDE INSTRUMENTS

FP7 2007-2013
51 bln euro

Cooperation

- Health - 6.1 bln euro
- Food - 1.9 bln euro
- ICT Challenge 5 - 37 mln euro
- Socio-economic Sciences and Humanities - 601 mln euro

Capacities

- Research for the Benefit of SMEs - 1.35 mln euro
- Regions of Knowledge - 126 mln euro

People

- Marie Curie Actions - 4.7 bln euro

European Research Council (ERC)

- Ideas - 7.4 bln euro
- Proof of Concept Funding Initiative - 10 mln euro

R&D Instruments

Assisted Ambient Living (AAL) JP
700 mln euro (2008-2013)

JPI on Neurodegenerative Diseases-JPND
2.63 mln euro

ETPs-European Technology Platforms

IMI (Innovative medicine Initiative)
2 bln euro (2007-2013)

EUREKA - Eurostars Programme
100 mln euro FP7 + 300 mln euro Eurostars MSs (2008-2013)

Education, Employment, Entrepreneurship

Leonardo da Vinci Programme
1.7 bln euro

PROGRESS
Community Programme for Employment and Social Solidarity - 743.25 mln euro

EPMF (European Progress Microfinance Facility)
200 mln euro (2010-2018)

RSFF (Risk Sharing Finance Facility)
1 bln euro EIB + 1 bln euro FP7 (2007-2013)

CIP 2007-2013
3.621 mln euro

ICT Policy Support Programme
Theme 3: ICT for Health and Inclusion - 14 mln euro (2010)

Entrepreneurship and Innovation Programme

Financial Instruments:

- GIF (Growth and innovative facility) - 505 mln euro
- SMEG (SME guarantee facility) - 506 mln euro
- Enterprise Europe Network (EEN) - 320 mln euro

DEMAND SIDE INSTRUMENTS

STRUCTURAL FUNDS 2007-2013
347 bln euro

European Social Fund (ESF) European Regional Development Fund (ERDF)
287 bln euro (2007-2013)

European Territorial Cooperation
Examples of programmes

- INTERREG IVC - 321 mln euro
- INTERREG IVCB North West Europe - 321 mln euro
- Baltic Sea Region Programme - 321 mln euro

JASPERS (Joint Assistance to support Projects in European Regions)

DEMAND SIDE INSTRUMENTS

LMI (Lead Market Initiative)

Health sector

2nd PHP (Public Health Programme)
321.5 mln euro (2007-2013)

Partnership possible outcomes – targets

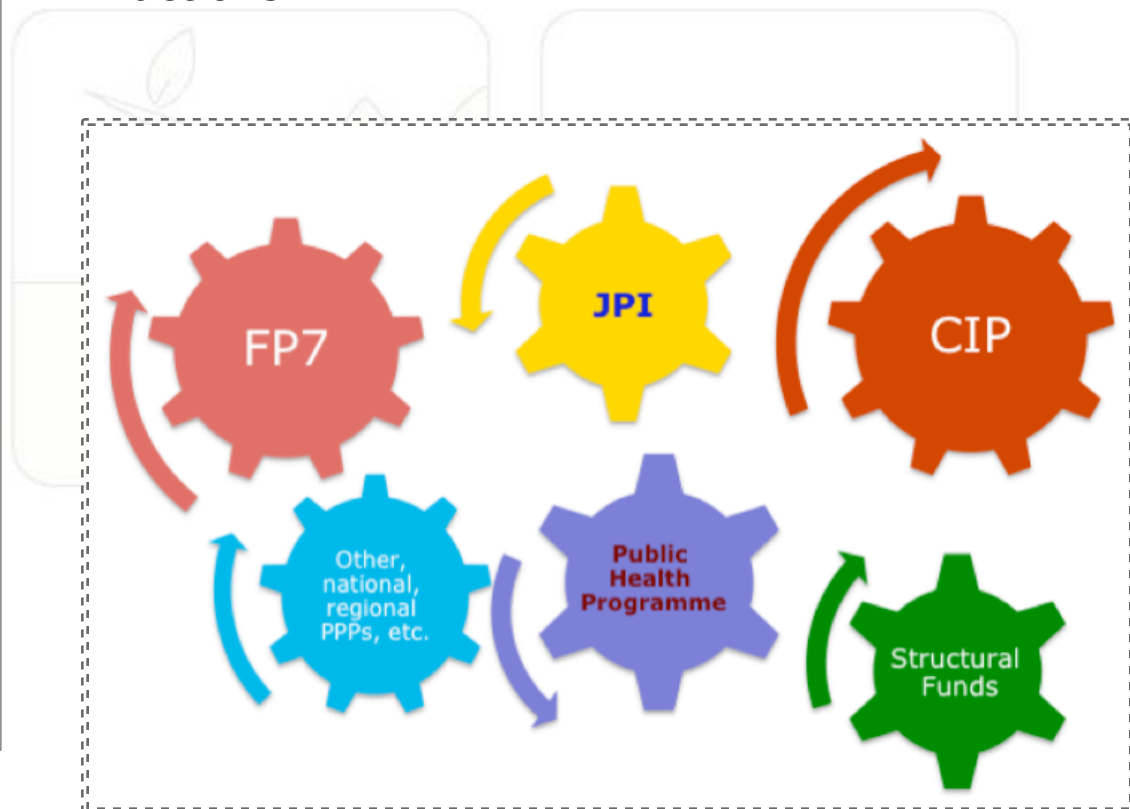
- Reducing **disability** rates in older populations
- Improving **health and quality of life status**
- Reducing **the cost of illness** in the long term

=> eventually contributing to **↑ EU average HLYs by 2 by 2020**

Aligning and building synergies

Coordination- one single coherent framework across the entire R&D&I chain

Partnership contribution - implementation of actions



GOVERNANCE AND PROCESS



STEERING GROUP (SG)

Role

- High –level political and sectoral advocacy
- Sustained and long-term commitment
- Drawing up a **strategic implementation plan (SIP)**

Tasks

- Identification of main **barriers** and **measures to overcome** them
- Identification of **priority areas**, based on consultation results and identified bottlenecks
- Mapping of the **existing instruments** and **programmes** needed to overcome bottlenecks and remove barriers
- Identification of **commitments** for stakeholders reflected in the **SIP**
- Identification of clear and concrete short, medium and long terms **milestones** Monitoring of the progress, based on a set of sound **indicators and targets**

Composition of the SG

34 members



Thank you for your attention

